



THE RCC STANDARD

Built Different.

Everything you should know about us before we do business together.

INSIDE THIS PACKAGE

- Who We Are — The Story Behind the Standard
- Why Most Roofs Fail and How We Build Differently
- Maintenance, Repair & Replacement — We Handle All Three
- Our Property Protection System
- The Craftsmanship Details That Define a Proper Roof System
- Your Warranties, Guarantees & Protection
- What Houston Homeowners Say About Working With RCC

(281) 973-4893 | fixmyroofhouston.com | sales@rcchou.com

Spring, TX | The Woodlands | Kingwood | Conroe | Cypress | Montgomery County

“
**We built RCC to be the company
you're glad you chose —
every year after.**
”

— Brian & Jennifer Finley, Founders

We Built RCC to Be a Company You Can Trust Before, During & After.

You truly don't know who you're doing business with until money exchanges hands, the project starts, and you see the finished product. That's the reality of hiring a contractor — and it's the reason Brian and Jennifer Finley built RCC the way they did.

Brian didn't start RCC to be in sales. He started it because he genuinely loves the craft. He studies roofing systems. He invests in himself continuously — not to collect credentials, but to actually understand how a roof is supposed to be built. Every component. Every detail. Every reason why a system lasts or fails. That knowledge belongs to the homeowner, not just the contractor — and every homeowner RCC works with leaves knowing more about their roof than when we arrived.

Jennifer runs the operations side of RCC — the scheduling, the communication, the follow-through that makes a project feel smooth from start to finish. If you call RCC, there's a real person who answers. If something comes up after the job is done, we're still here. That's not a policy. That's just who we are.

We built RCC to be the company you're glad you chose — not just the day the crew leaves, but every year after.

WHAT WE STAND FOR

Honesty Before the Sale.

We will never recommend work you don't need. If maintenance is all your roof requires, that's what we'll tell you.

Craftsmanship That Holds.

Brian built the specifications. Every job is held to them — whether he's on-site or not.

Education First.

Every homeowner we meet leaves knowing more about their roof — what it needs, why it matters, and what their options are.

We're Still Here After.

The job ending doesn't end the relationship. You have our number, and we answer it.

Locally Owned & Operated Since 2020 | Spring, TX | Woman-Owned Business

Serving Spring · The Woodlands · Kingwood · Conroe · Cypress · Montgomery County · New Caney

2020

Founded

A+

BBB Rating

\$2M

Liability Coverage

Elite

Directorii Contractor

\$20K





Free Project Protection

"We built RCC to be the company you're glad you chose — every year after."

— Brian & Jennifer Finley, Founders, Roof Concepts & Construction

You'll Know Exactly Who Is Working on Your Home.

Every company has a size. What matters is the standard behind it. RCC is built around a core team where every person knows their role, owns it completely, and is held to the same standard Brian holds himself to. When you work with RCC, you're not a number in a queue — you're a homeowner with a name, a house, and people who know both.

			
FOUNDER & FIELD STANDARD	CO-FOUNDER & OPERATIONS	FIELD OPERATIONS	CUSTOMER EXPERIENCE
Brian Finley	Jennifer Finley	Trey Robbins	Angel Neal
<p>The reason the standard exists. Brian studies, invests in himself, and builds every specification RCC works to. When the job has to be right, Brian makes sure it is.</p>	<p>The reason the experience is smooth. Jennifer manages scheduling, communication, and follow-through. She is the reason homeowners feel taken care of from start to finish.</p>	<p>Day-one. Still here. Trey has been with RCC from the beginning because he believes in the standard. He is the face of every job site — the standard made visible.</p>	<p>The first voice you hear. Angel manages every homeowner relationship from first contact forward. If you have a question, Angel has the answer.</p>

“

Being an engineer, I ask a lot of questions — and they never once shied away from a single one.

Small enough to know your name. Committed enough to earn your trust.

— B.B., RCC Homeowner

Every person on this team is held to the same standard — because your home deserves nothing less.

Maintenance. Repair. Replacement.

We Handle All Three—And We'll Tell You Which One You Actually Need.

Most homeowners don't know which one they need until someone gets on the roof and gives them a straight answer. That's the first thing RCC does — and we'll never recommend more than the roof actually requires.

01

Free Inspection & Honest Assessment

We get on the roof ourselves. You get a straight answer: what's damaged, what's not, and what your options are. That answer might be **maintenance** — a tune-up that extends your system's life by years. It might be a **repair** — fixing the actual problem without replacing what doesn't need replacing. Or it might be a **full replacement** — when the system is done. We tell you which. We never upsell what you don't need.

02

We Handle the Insurance Process (When Applicable)

If your damage qualifies for an insurance claim, we guide you through every step. We know the process, we know the adjusters, and we know how to document damage correctly. We've gotten claims approved that were previously denied.

03

Detailed Scope & Transparent Estimate

Before a single shingle moves, you receive a clear scope of work. No surprises, no hidden fees, no change orders that appear out of nowhere. You know exactly what's being done and why.

04

RCC Defender Setup & Professional Installation

Your entire property perimeter is protected before demo begins. Gutters are detached and reset properly. Every shingle is hand-nailed. Every flashing is secured with EPDM screw fasteners. The job is done to manufacturer spec — because your warranty depends on it.

05

Final Walkthrough & Documentation

We don't leave until you've walked the job with us. You receive photos of the completed work, your manufacturer warranty is registered on your behalf, and your workmanship warranty is signed and in your hands before we pull away.

Ready to see the process in person?

Call or text (281)973-4893—Free inspection, honest answer, no pressure.

Your Roof Is a System.

Most Contractors Treat It Like a Parts List.

A roof system has a lifecycle. Maintained correctly, it performs for its full rated lifespan. Neglected — or replaced by a contractor who reinstalls every defect the builder put in — it fails years early, costs thousands more, and leaves the homeowner wondering why. **RCC exists to manage the full lifecycle: maintenance to extend it, repair to protect it, and replacement done right when the time actually comes.**

THE BUILDER BUILT IT WRONG THE FIRST TIME.

HOW RCC APPROACHES A REPLACEMENT DIFFERENTLY.

Production builders work on margin. The specifications they use, the labor they hire, and the standards they hold to are the minimum required to pass inspection and close the sale. That means:

- **Drip edge undersized** — leaving the fascia exposed to water from day one
- **Gutters fastened wrong** — nailed through the drip edge instead of properly under it, sending water behind the gutter and onto the fascia
- **Flashings nailed** — a friction fit against a house that moves, expands, contracts, and settles every single day
- **Ventilation wrong or missing** — ridge vents installed alongside box vents, short-circuiting airflow and cooking the shingles from underneath for the life of the roof

None of this fails immediately. It fails over years — quietly — and by the time you see it, the damage behind it has been building for a long time.

When RCC takes your old roof off, we're not just looking at shingles. We're evaluating the full system — and correcting what wasn't done right the first time as part of the standard scope.

- **2x4 drip edge** — full code-compliant coverage, properly protecting the fascia
- **Gutters detached and reset correctly** — apron under the drip edge, water flowing where it belongs
- **EPDM screw fasteners on all flashing** — threaded into the decking with a watertight gasket seal that doesn't back out
- **Ventilation assessed and balanced** — ridge and soffit working together as a system, the way the manufacturer requires

Every one of these is standard on every RCC job. Not an upgrade. **When the job is done, you have a roof system that was actually built correctly — most likely for the first time.**

How to break the cycle:

Annual maintenance catches failing flashings, exposed nails, and deteriorating seals before they become leaks. A targeted repair at the right time can add 3–5 years to a roof system. Neither requires a full replacement — and a company that's honest about that earns your trust long before the replacement conversation ever starts.

Price is not the same as value.

The right contractor costs more time and more material — because building it correctly takes both.

Six Questions to Ask Every Contractor Before You Sign.

A contractor who knows their craft will answer every one with confidence.

QUESTION	RIGHT ANSWER (RCC STANDARD)	WHAT TO LISTEN FOR
What size drip edge do you install?	2x4 — full code-compliant deck coverage	Ask for the specific size
Do you detach and reset gutters?	Yes — reset correctly, apron under drip edge	Ask how they handle gutters Ask: nails or screws?
How do you fasten flashings?	EPDM rubber-gasketed screws	
How do you address ventilation?	Assess balance, correct to ridge soffit system	Ask how they evaluate it evaluate
Do you register the manufacturer warranty?	Yes — filed on your behalf at install	Ask who files and when
What's your workmanship warranty?	Lifetime, transferable once to new owner	Ask for it in writing

Not All Roofing Companies Are Built the Same.

Here's what a proper roof system includes — and what the low bid almost certainly left out.

WHAT'S INCLUDED	✓ RCC	Low Bid Left Out
10-Year Workmanship Warranty	✓	5 Years (Standard)
Lifetime Workmanship Warranty Available	✓	Not Offered
\$250,000 Project Guarantee (via Directorii)	✓	Not Available
Manufacturer Warranty Filed on Your Behalf	✓	You Handle It
\$2,000,000 General Liability Insurance	✓	Often Less
Workers' Compensation Coverage	✓	Not Always
RCC Defender Property Protection System	✓	Not Standard
On-Site Project Manager	✓	Not Common
Gutters Properly Detached & Reset	✓	Nailed Through
EPDM Screw Fasteners on All Flashing	✓	Nails (Rust Over Time)
Hand-Nailed Shingles	✓	Nail Gun Only
Insurance Claim Assistance	✓	Not Their Problem
A+ BBB Accredited	✓	Varies

A+ BBB Accredited. Elite Directorii Contractor. Fully licensed, bonded, and insured in Texas.

Every item on this list is included on every RCC job.

Call (281) 973-4893 · fixmyroofhouston.com · sales@rcchou.com

Your Property is Protected

From Start to Finish.

Most homeowners don't realize that a roof replacement involves tearing off thousands of pounds of old shingles, nails, and debris — right over your landscaping, windows, and lawn. Most contractors drop tarps and call it a day. RCC built something better.

THE RCC DEFENDER

Our property protection system wraps the full perimeter of your home before demo begins — protecting your lawn, landscaping, windows, and exterior. It's standard on every replacement we do.



Full Perimeter Coverage

Protection wraps your entire home — not just one side.

Window & Siding Protection

Nails and shingles don't get the chance to cause damage.



Lawn & Landscaping Protection

No debris damage to your plants, grass, or garden beds.

Stress-Free Process

You don't have to babysit the job. We've got it handled.

The RCC Defender is included on every full replacement at no extra charge.

Ask your RCC representative to see it in action before your project begins.

Go about your day. Your home is in good hands.

You shouldn't have to babysit your roof replacement. With RCC, you don't have to.

We protect your property, do the job correctly, and call you when it's done.

The Details Most Roofers Skip.

Every item on this page is something the builder got wrong, and something most roofers replicate without question. At RCC, correcting these is not optional — it's the baseline.

GUTTER DETACH & PROPER RESET

Most gutters in Houston are reinstalled wrong. Most roofers leave it that way.



Your builder installed your gutters the wrong way. Almost every builder does. They're fastened directly through the drip edge — which means water can travel behind the gutter, behind the drip edge, and directly onto the fascia board. That's fascia rot. It's slow, invisible, and by the time you see it, it's been happening for years.

The right way: the gutter apron slides **under** the drip edge, and the gutters are fastened **below** it. Most roofers don't fix this because it adds time and they didn't price for it.

Why RCC detaches and resets on every job:

Reason 1 — Tear-off destroys gutters that stay attached. Thousands of pounds of shingles, nails, and debris coming off at speed will damage gutters left in place. Detaching protects what you already have.

Reason 2 — You're paying for a complete system. Gutters left in place force the installer to notch new drip edge around old brackets or layer new over old. That's not a complete roof system — it's a patch.

Reason 3 — We reset them correctly. When we rehang your gutters, the apron goes under the drip edge as designed. Water flows off the roof and directly into the gutter — not behind it, not onto your fascia. That's how it stops the rot cycle.

When Gutters Are Already Installed Correctly:

If your gutters were originally installed the right way — apron under the drip edge, fastened below it — we can often remove the old drip edge without fully detaching them. In that case, RCC installs a full gutter protection system directly on the gutters **before** tear-off begins, shielding them from debris. Either way, your gutters are protected. The process adapts to the condition we find — not a one-size shortcut.

100%

of RCC jobs include gutter D&R

0

extra charge to the homeowner

Every

reset done to proper installation standard

Next: EPDM Fasteners, Hand-Nailed Shingles & Proper Attic Ventilation →

EPDM SCREW FASTENERS ON ALL FLASHING

The builder nailed them. The last roofer nailed them. The leak you'll find in 5 years is why.



You'll hear contractors say *"I've been nailing flashings for 20 years."* That's exactly the problem.

Here's what 20 years of experience should teach you: **nails in flashing fail before the life expectancy of the roof system.** Every home moves — expanding and contracting with temperature, settling, flexing in wind. Nails are a friction fit. They don't grip. That movement works them loose and they back out — but you won't see it happening. The flashing separates from the deck, and water finds its way in.

The RCC Standard: Every flashing on every job is fastened with EPDM rubber-gasketed screws. Threads bite into the decking and stay. The gasket creates a watertight seal. It does not back out. It does not rust. It outlasts the roof.

X Roofing Nails in Flashing

Back out with home movement & wind.
Rust, corrode, and fail before your roof does.

✓ RCC: EPDM Screw Fasteners

Threaded grip + rubber gasket seal.
Stays secure for the life of the roof system.

HAND-NAILED SHINGLES

Precision that protects your manufacturer warranty.



The RCC Standard: RCC hand-nails every shingle for greater precision, improved wind resistance, and proper nail placement. Most warranties require nails placed within a specific nail zone on each shingle. Missing that zone — by even half an inch — voids coverage.

What air nailers do: They're faster and cheaper to operate, but frequently drive nails too deep, too shallow, or slightly off-position. All of these outcomes reduce wind resistance and can void your warranty — often without visible evidence until a storm event exposes the problem.

PROPER ATTIC VENTILATION

Wrong ventilation voids your manufacturer's warranty and shortens every shingle from day one.

This is the defect that's easiest to miss and most expensive to learn about. Improper ventilation doesn't cause an immediate problem — it slowly cooks your shingles from underneath, building heat in the attic that exceeds 150°F in a Houston summer, degrading the shingle backing, and voiding the manufacturer warranty that came with your new roof. Most builders mix vent types. Most roofers replace what was there.

Mixing ridge vents with box vents or power ventilators short-circuits the airflow system entirely — they work against each other instead of together, and the roof gets hotter, not cooler.

What RCC does: We assess ventilation balance on every job and correct it. Ridge vents exhaust heat from the peak. Soffit vents pull fresh air from the eaves. Together, they create the balanced system manufacturers require to honor the warranty you just paid for.

All four standards — gutters, EPDM fasteners, hand-nailing, and ventilation — are included on every RCC full replacement at no extra charge.

Two Things Almost Every Roofer Gets Wrong.

These aren't obscure technicalities. They are specific, documented code requirements that most contractors miss on every job — either because they don't know, because they weren't trained beyond what the builder spec'd, or because knowing costs them money. At RCC, we do it right regardless of the cost difference. Every time.

01 Most "Dryer Vent" Caps Are Not Code-Approved for Dryer Use.

Read that again. It says it right on the product.



Here's what's happening in your neighborhood right now: Distributors sell standard roof caps labeled *'for dryer vents'* on the box. Contractors buy them, install them, and move on. But pull that cap off the roof and look at the base — it reads **'Not for dryer vent use.'**

Why does that matter? Dryer exhaust carries heat, lint, and moisture. A standard roof cap without a proper steel damper traps lint, restricts airflow, and creates a fire hazard over time. Building code requires a code-compliant termination specifically engineered for dryer exhaust.

What RCC installs: The RCC DryerJack — heavy-gauge galvalume steel, made in the USA, with a wide-opening curved damper engineered for dryer exhaust. Code-compliant, energy-efficient, built to last the life of your roof. We use it on every dryer vent termination. We do not charge the homeowner for the cost difference.

- Heavy-Gauge Galvalume Steel
- Made in the USA
- Wide-Opening Curved Damper
- Code Compliant
- Prevents Lint Buildup & Fire Risk
- Energy Efficient

02 Most Roofers Install Undersized Drip Edge That Doesn't Meet Code.

It's a small part. It causes a big problem.

X Standard 2x2 Drip Edge

Insufficient deck coverage once fascia is in place. Leads to fascia rot. Does not meet code.

✓ RCC Standard: 2x4 Drip Edge

Full 2"+ deck coverage regardless of fascia position. Code compliant. Standard on every RCC install.

Building code requires a minimum of **2 inches of drip edge coverage over the roof decking**. That sounds straightforward — but here's where most installs fail.

On a properly built home, the fascia board is installed first. The drip edge then sits on top of the fascia. A standard 2x2 drip edge, once positioned over the fascia, leaves less than 2 inches of coverage on the deck — meaning it does not meet minimum code requirements.

Your Investment Has Multiple Layers of Protection.

STANDARD ON ALL INSTALLS	FREE — AUTO-REGISTERED	OPTIONAL — 1% OF PROJECT COST
<p>Lifetime Workmanship Warranty</p> <p>Your roof will remain free of work-related defects for as long as you own your home. If we installed it and it fails due to our work — we come back and fix it at no cost to you. This warranty is also transferable once to a new owner under the same terms.</p> <p><small>Warranty is void only if alterations are made by a non-RCC contractor. Excludes acts of nature, structural failure, or normal wear.</small></p>	<p>Directorii Project Registration</p> <p>Every RCC project is automatically registered with Directorii, providing up to \$20,000 in project protection at no charge to you. This is our baseline — because every homeowner deserves a contractor they can hold accountable.</p> <p><small>Project registration is completed by RCC on your behalf at time of install.</small></p>	<p>\$250,000 Elite Project Guarantee</p> <p>As an Elite Directorii Contractor, RCC offers an upgraded 5-year, \$250,000 guarantee for just 1% of your total project cost. For most homeowners, that's under \$200 for five full years of peace of mind.</p> <p><small>Available on qualifying projects through Directorii. Ask your RCC representative for details.</small></p>

FULLY INSURED — VERIFIED COVERAGE

RCC carries **\$2,000,000 in General Liability Insurance** and full Workers' Compensation coverage — verified, current, and available on request. When a contractor works on your property without proper coverage, any accident becomes your problem. With RCC, it's ours.

Certificate of Insurance available upon request.
 Insured through Gaslamp, Texas Mutual, and Travelers

The goal is simple: if something goes wrong, you're covered — and so are we.

Manufacturer warranty · RCC workmanship warranty · Directorii protection · Full insurance coverage

<p>Lifetime Workmanship Warranty</p>	<p>\$20,000 Free Directorii Protection</p>	<p>\$250K Elite Guarantee Available</p>	<p>\$2M Liability Coverage</p>
---	---	--	---

Every RCC Inspection Comes With A Complete Record That Belongs to You.

When we inspect your roof, you receive more than a verbal assessment. You receive a complete, organized document — the RCC HomeFile — that explains exactly what we found, what it means, and what your options are. In plain language. Before you make any decision.

This document is yours to keep, regardless of whether you move forward with any work. It's how we believe every homeowner should be treated.

01 Your Property Overview

Roof age, material, pitch, square footage, and inspection date — the complete baseline record of your home's roof system.

02 What We Found

Every finding documented clearly: what's in good shape, what needs attention, and what's urgent. No jargon. No vague language. Just a clear picture of where your roof actually stands.

03 Photo Documentation

GPS-tagged photos from every angle and elevation — a complete visual record that's yours to reference for the life of your ownership.

04 Your Options, Explained

Whether your roof needs maintenance, a repair, or a replacement — we explain each option, what it accomplishes, and what it costs. You make the decision with full information.

05 An Attached Estimate

A real, itemized number — before you sign anything. You know exactly what the work costs before you decide whether to proceed. No surprises.

06 A Document You Can Use

Whether you're filing an insurance claim, selling your home, getting a second opinion, or simply keeping good records — the RCC HomeFile gives you something concrete to work from.

No charge. No obligation. No pressure.

The RCC HomeFile is provided to every homeowner we inspect — because we believe that an informed homeowner makes better decisions, and that trust is built by giving people the information they need before asking them to spend a dollar.

We Can't Retire Off Your Roof.

That's Not How We Think About This.

Brian says it directly to every homeowner he meets: **"I can't retire off your roof alone."** That's not false modesty. It's how RCC is built.

The goal has never been to complete a transaction and move on. The goal is for every homeowner who works with RCC to finish the experience feeling genuinely taken care of — by the people who showed up, the way they communicated, the condition they left the property in, and the quality of the work they see when it's done.

That experience is what builds a roofing company worth building. Not volume. Not reviews collected by text campaign. Not certifications that represent sales thresholds. **The work, the people, and the experience — those are the three things Brian measures every job against.**

THE THREE THINGS WE MEASURE EVERY JOB AGAINST

 <p>The Work</p> <p>Built to the specification. Every detail correct. The roof that performs for its full rated lifespan — because it was built the way it should have been built the first time.</p>	 <p>The People</p> <p>Crew that respects your home, communicates clearly, and conducts themselves in a way that makes you comfortable with them on your property. That's not optional. It's the standard.</p>	 <p>The Experience</p> <p>From the first call to the final walkthrough — you feel informed, respected, and confident that you made the right choice. That's the experience RCC is built to deliver.</p>
---	---	---

We don't ask for 5-star reviews. We earn them.

When RCC delivers, homeowners don't leave reviews because we asked. They leave them because they want to. Because they're proud they found us.

That's the only kind of review worth earning.

★★★★★

207 reviews · 4.9 average · [fixmyroofhouston.com](https://www.fixmyroofhouston.com) · Google

Houston Homeowners Trust RCC.



Levi G.

I cannot say enough good things about Brian, Jennifer, and the RCC crew. We had major water damage while we were out of state and couldn't return before work started. Brian and Jennifer worked closely with us and our insurance company to get fast, fair estimates — and instead of taking weeks, it was done in days. Constant updates, photos, and they even helped us save money where they could. Unheard of from most companies.



Randy D.

Brian and Jenn were a pleasure to work with from start to finish. Brian did a great job working with our insurance carrier and convincing them our roof had indeed sustained hail damage — after our carrier had denied the claim twice in 2022. They are excellent at answering questions and following up. Trustworthy, knowledgeable, customer-friendly, and the work is exceptional.



B.B.

Brian and Jenn are great. From the moment we met them until the job was complete, they were fantastic. Responsive, proactive, communicative, fair, willing to work with us, prompt, clean job site, and truly listened to all my concerns. Being an engineer, I ask a lot of questions — and they never once shied away from a single one.



John R.

I had an excellent experience with this company from start to finish. They were professional, honest, and very responsive throughout the entire process. The crew showed up on time, worked efficiently, and did a fantastic job repairing my roof. The quality of the work is outstanding, and they left everything clean and organized when they were done. It's hard to find companies you can truly trust these days, but this is definitely one of them. I highly recommend them to anyone who needs roofing work done

Read more reviews at fixmyroofhouston.com and search Roof Concepts & Construction on Google.

You May Not Need a New Roof.

We'll Tell You Exactly What You Do Need.

Every call to RCC starts with an honest inspection — and the answer isn't always replacement. It might be a \$449 maintenance visit that adds three years to your current system. It might be a targeted repair that fixes the actual problem without touching what's still good. Or it might be a full replacement — when the system has reached the end of what maintenance and repair can solve. We tell you which one is true. That's the whole model.

01 MAINTENANCE	02 REPAIR	03 REPLACEMENT
<p>Protect what you have.</p> <p>The most cost-effective thing you can do for your roof. Annual maintenance catches deteriorating seals, exposed nails, failing flashings, and minor shingle damage before they become leaks — or before they become the reason someone tells you the whole roof needs to go. A well-maintained system reaches its full rated lifespan. A neglected one doesn't.</p>	<p>Fix the problem. Not the whole roof.</p> <p>Not every problem needs a full replacement. Storm damage to a section, a failing flashing, a leaking pipe jack, shingles blown off — a proper repair addresses the actual issue and protects your investment for years without a full tear-off. We scope repairs the same way we scope replacements: clearly, honestly, and in writing. No upsell.</p>	<p>When the system is done right.</p> <p>When maintenance and repair have reached their limit, a full replacement is the right call. RCC corrects what the builder got wrong, installs the system the way it should have been built the first time, and warranties the work for the life of your ownership. You already know us. You already trust us. The job gets done right.</p>
Packages from \$449/yr	Free inspection — no obligation	Full system correction—not a parts swap

MAINTENANCE PACKAGE OPTIONS

All packages include a full inspection and documented report. Prices subject to change for distances over 50 miles.

BRONZE	SILVER	GOLD
<p>\$449</p> <ul style="list-style-type: none"> • Full Roof Inspection • Seal All Existing Nails & Flashing 	<p>\$849</p> <ul style="list-style-type: none"> • Full Roof Inspection • Debris Removal & Caulk Exposed Nails • Replace 1 Pipe Jack • Replace Up to 5 Shingles • EPDM Fasteners on All Flashing • Real-Time Photos & Detailed Report • 2 Visits Per Year 	<p>\$1,149</p> <ul style="list-style-type: none"> • Everything in Silver • Complete Gutter Clean-Out • Additional Pipe Jacks: \$100/ea <p>Roof Soft Wash available if approved by RCC</p>

REFERRAL PROGRAM — EARN \$500

Know someone who needs their roof looked at? When you refer a friend or neighbor and they complete a project with RCC, we pay you \$500. No fine print. No minimums.

FLEXIBLE FINANCING

Repairs and replacements can be financed with low monthly payments. We work with real budgets — call us to discuss options before you assume replacement isn't possible.

Full-Service Roofing & Construction

RCC is your single contractor for roofing and home improvement—residential and commercial.

ROOFING

Total Roof Replacement

Full tear-off and replacement using manufacturer-spec materials and installation.

Roof Repairs

Targeted repairs for leaks, storm damage, and worn components. No unnecessary upsells.

Insurance Claim Restoration

We guide you through the entire claim process and handle adjuster communication.

Roof Maintenance Packages

Annual programs to extend the life of your roof and catch problems early.

Commercial Roofing

Flat roof systems, multi-family, and commercial properties across the Houston area.

CONSTRUCTION & HOME IMPROVEMENT

Kitchen & Bath Remodels

Full-scope interior renovations with transparent scoping and milestone-based billing.

Home Additions

Additions and expansions handled with the same standard as our roofing work.

General Home Repair

Electrical, plumbing, drywall, painting, and more — all under one contractor relationship.

Storm Damage Restoration

Comprehensive damage assessment and restoration beyond just the roof.

One company. One standard. One relationship — for as long as you own your home.

Free inspection · Honest assessment · No obligation · (281) 973-4893

AREAS WE SERVE

Spring · The Woodlands · Kingwood · Conroe · Cypress · Montgomery County · New Caney

We are a local company. These are the neighborhoods we live in.

fixmyroofhouston.com | (281) 973-4893 | sales@rcchou.com

“
The standard has to hold
whether I'm standing there
or not.”

— Brian Finley



**We're not here for one job.
We're here to be your roofing company.**

That means maintenance when your system needs attention,
a repair when that's the honest answer,
and a replacement built correctly when the time comes.
And it means being available — before, during, and long after the job is done.

Phone / Text: **(281) 973-4893**

Email: **sales@rcchou.com**

Website: **fixmyroofhouston.com**

Office: **22310 N. Freeway, Spring, TX 77373**

Serving:

Spring · The Woodlands · Kingwood · Conroe · Cypress · Montgomery County · New Caney

"The standard has to hold whether I'm standing there or not."

—Brian Finley, Founder

Locally Owned & Operated Since 2020 | A+ BBB Accredited | Elite Directorii Contractor

Licensed · Bonded · Insured · Woman-Owned Business